



Why not?

Why not take the steps necessary to ensure that future generations see the world the same, if not better, than we do.

window STYLE selection



double hung

The Double-Hung is a very popular, versatile window. This window can be combined with any style to create beautiful bow or bays, or make your own statement by grouping or by adding arches.



horizontal slider

The Slider offers all the benefits of the Double Hung with a bit of unique flair. The Sliders can be combined to create a beautiful grouping with our fixed window to create the effect of a bow or bay without the added dimensional construction.

casement & awnings



Casement windows can be a nice alternative to the double hung adding a more streamlined appearance without the sash through the middle of the window.

- Sash can be opened to a full 90 degrees for easy cleaning
- Frame & sash have multiple hallows for strength and energy efficiency
- Step sill design with double wall interior leg for added strength and durability
- Zero clearance mullion for improved appearance of multiple units



bow & bay

Our bay and bow frames are custom-sized to your specifications and are available in bay, box-bay, and three, four, or six lite bow configurations. Each unit can be made with a desired projection, therefore making each one completely unique. Each lite or opening may consist of any combination of our standard picture and/or operational units, such as casement and double-hung windows

Prefabricated Hip Roof System

The custom-sized, hip roof package helps insulate the top exterior of the unit and gives it a finished appearance.

The custom-sized, insulated seat board package is perfect for finishing and insulating the bottom exterior of the unit.

fixed & specialty shapes



Our super efficient Picture windows allow you to bring all the light and beauty of the outdoors into your home. Imagine bringing all of the beauty of summer right into your kitchen or living room and still maintaining the benefits of your cool air conditioned home. Use these versatile windows to create stunning transoms and specialty shapes to compliment your double-hung windows.

Available at our authorized distributor:

Thermal Gard Building Products, Inc
400 Walnut St.
Punxsutawney, PA 15767
800-846-4273



Thermal Gard
Building Products, Inc.

<http://www.thermal-gard.com>

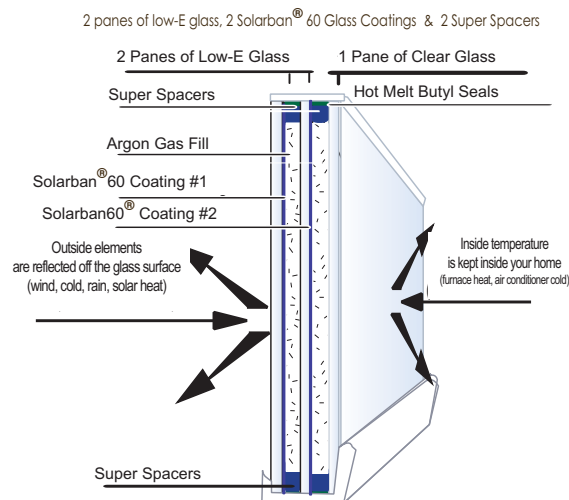
CUSTOM TRIPLE GLAZED
WINDOWS
FOR YOUR HOME



- Windows feature**
- Vitro SolarBan60® w/ Low-E glass
 - Quanex Super Spacer®
 - Argon Gas Fill with Hot Melt Butyl Seals
 - Durable Vinyl Frames and Sashes
 - 25 year Manufacturer's Warranty*
 - New Construction windows were designed by homebuilders and come with a built-in nailing flange and j-channel.

we take the extra steps to make our glass pack durable and efficient.

TRIPLE PANE GLASS UNIT




The **double-hung** triple glazed window with 2 layers of Low-E has superior insulating properties.

U- value - .27, SHGC - .23, VT - .43

Solarban[®] 60 glass

is the ideal energy efficient window solution for climates in which you want to:

- Block direct solar heat year-round.
- Reduce solar heat gain where air conditioning costs are significant.
- Reduce fading and degradation of a home's carpets, curtains, and furniture from UV rays.
- Provide improved comfort in the winter.



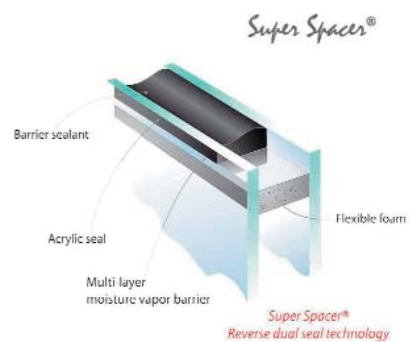
Super Spacer[®]

All Super Spacer[®] warm edge spacer products are manufactured with Quanex's specially engineered, all foam, NO-Metal technology.

Super Spacer[®] is a true dual seal warm edge spacer system

that uses a high-performance acrylic adhesive for its structural seal, backed by a moisture vapor seal.

Two seals are better than one – proven by the fact the windows made with Super Spacer last five times longer in durability tests than single-seal units.



Thinking ahead...

with energy costs on the rise, replacing your old windows will likely lower your overall heating and cooling bills, while increasing the value of your home.

double-hung

1. R35 (DP) structural performance -
2. Frame and sash have multiple hollows for strength and energy efficiency
3. True slope sill non-weeping design with dual weather-stripping for high performance
4. Double wall interior sill leg allows smooth sash operation
5. All fusion welded sash and frame for a durable window
6. Exterior contoured frame design leaves 3/4" surface for blind stop application
7. Recessed "tilt" latches provide a clean look to the inside
8. Exterior glazing bead
9. Full-length weather stripping in meeting rails
10. Sash have wider and deeper interlocks for reduced air infiltration
11. Features a sweeping sash lock that systematically seals both sides at once. Additional lock is added to windows of extra width.
12. Sash have generous recess located below insulated glass unit to channel water away
13. Sash has integral lift handle for strength and durability
14. Tilt in sash design for easy cleaning

Cross section shows the triple pane double hung.



color options



vinyl white and beige
woodgrain laminate dark, light oak and cherry **applied finishes** include brown and clay.

Varieties of interior and exterior color combinations available. Please ask your distributor for color samples.

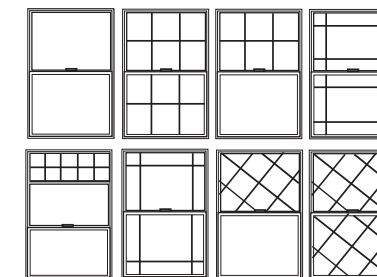
hardware



Casement Hardware from TRUTH HARDWARE. Maxim operators.

colors come in white, beige and brown.

grid patterns



Grids come between the glass. Patterns include diamond, colonial, prairie & queen ann prairie.

Flat and contour grids available for all window styles.